



north



Coach Information U5/U7

Outdoor 2024

Governance of Soccer

FIFA®

For the Game. For the World.



<https://canadasoccer.com/>



<https://albertasoccer.com/>



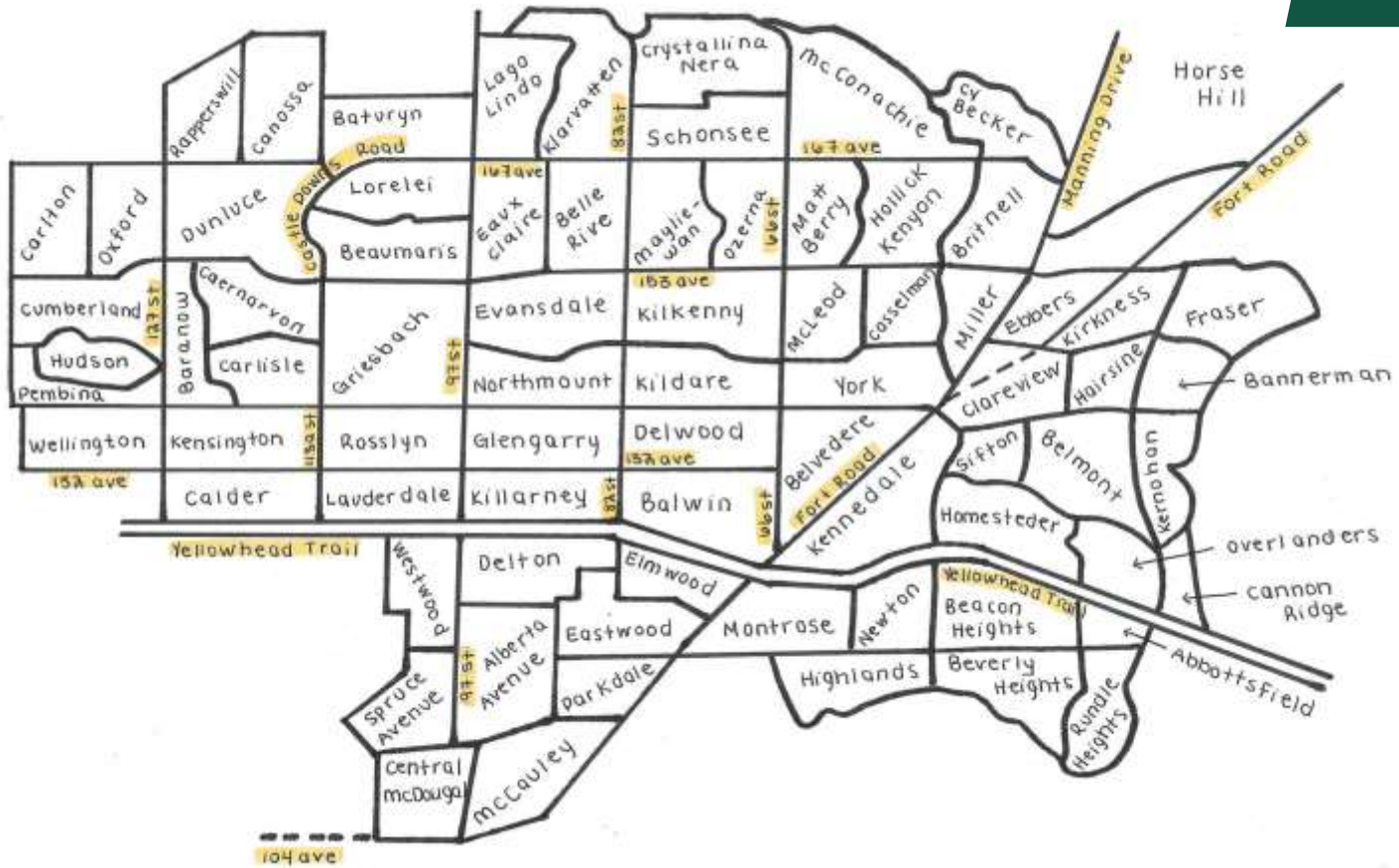
<https://emsamain.com/>

<https://emsanorth.com/>



EMSA North Districts

Fort
Saskatchewan



ENZSA
Executive
Board

- **Bryan Payne**
President
Email: bryanp@emsanorth.ca
- **Mirka Griffith**
Vice President
Email: mirkag@emsanorth.ca
- **Danny Da Silva**
Treasurer
Email: dannyd@emsanorth.ca
- **Brandy Albulescu**
Community Director
Email: brandya@emsanorth.ca

ENZSA Community Soccer Directors



- **BATURYN**
Director: Darko Brkin
E-mail: darkobrkin@hotmail.com
- **CAERNARVON**
Director: Justin MacKenzie
E-mail: soccer@caernarvon.ca
- **CARLISLE**
Director: Rob Lewis
E-mail: rmlewis10@shaw.ca
- **CUMBERLAND/OXFORD (COCL)**
Director: Eric Lyseng
E-mail: soccer@cocl.org
- **DELTON**
Director: Laura Cassady
E-mail: soccer@deltoncommunity.com
- **DUNLUCE**
Director: Dana Trendall
E-mail: dtrendall@dunlucecl.ca
- **GRIESBACH**
Director: Simon Chin
E-mail: sports@griesbachcommunity.com
- **HORSE HILL**
Director: Monica Cameron
E-mail: horsehillsports@gmail.com
- **LAGO LINDO**
Director: Cliff & Lori Ziegler
E-mail: soccer@lagolindo.ca
- **LORELEI/BEAUMARIS**
Director: Anthony Villeneuve
E-mail: soccerlbcl@gmail.com
- **NEWTON**
Director: Melissa Hanssen
E-mail: melissa.r.hanssen@gmail.com
- **SOUTH CLAREVIEW**
Director: Allie Creasy
E-mail: sports@southclareview.ca
- **WELLINGTON**
Director: Aviva Addo
E-mail: wellingtonparksoccer@gmail.com



Community Technical Leads

Stefan & Dejan Gajic

Community Technical Leads

Email: techcoach@emsanorth.ca

- Coaching Resources
- Player Engagement through Coach Development
- Coach Advice/Guidance
- Coach Advocate
- Coach Training Adviser



ENZSA Staff



EMSA North Office

Kylee Webster

Executive Director

Ph: 780-406-0798 Ext. 4

Email: programs@emsanorth.ca

Megan Locher

Executive Assistant

Ph: 780-406-0798 Ext. 1

Email: socceroffice@emsanorth.ca

Ryleigh Bridges

Scheduling Coordinator

Ph: 780-406-0798 Ext. 3

Email: scheduling@emsanorth.ca

Cindy Jara

Office Staff

Email: staff@emsanorth.ca

Affiliate Program Staff

Luan Tran

NSU Club Administrator

Email: Luan.Tran@anixter.com

Carol Stanczak

Fort Saskatchewan

Administrator

Email: info@fortsasksoccer.ca

North Zone Age Level Director (ALD)

- Assists In team formation with Soccer Directors
- Acts as liaison between the North Zone Board and the Community Soccer Directors on matters pertaining to the respective age group.
- Main contact for Coaches regarding team formation.
- Assist in outdoor schedule groupings and team formation issues resolution.

U5 Age Level Director

Monica Cameron

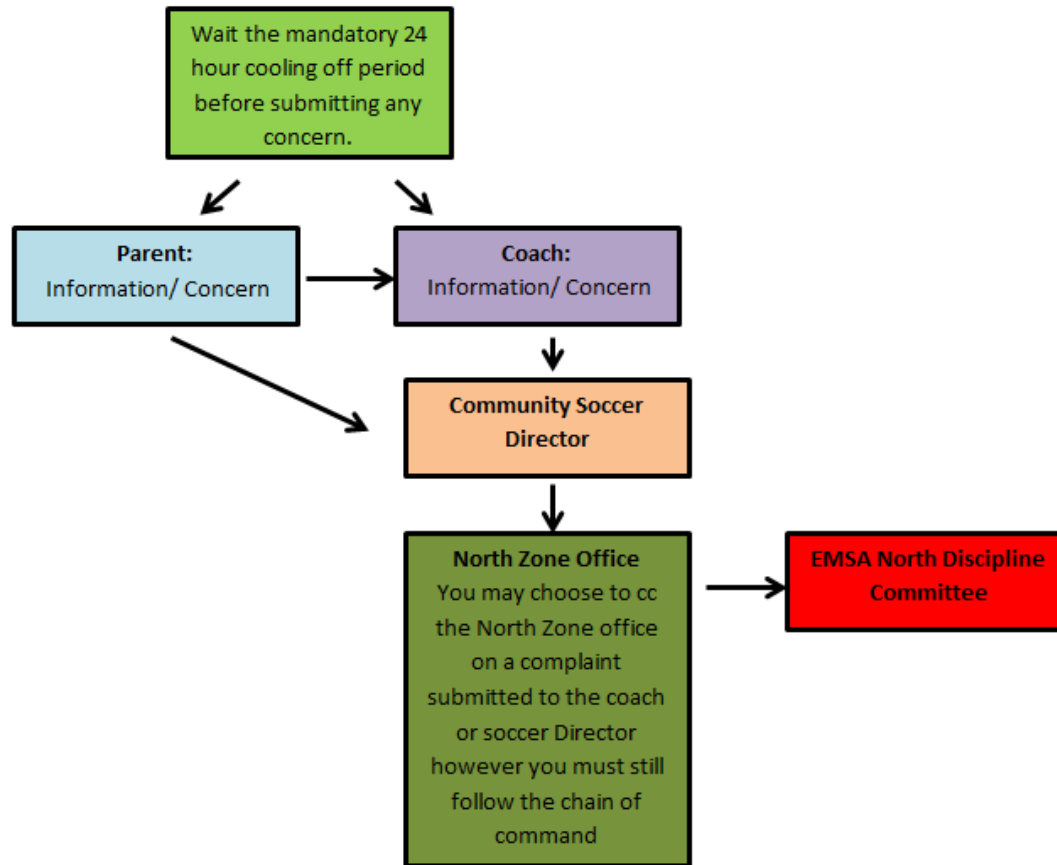
u5ald@emsanorth.ca

U7 Age Level Director

Cliff Ziegler

u7ald@emsanorth.ca

EMSA North Chain of Communication



Coaching Requirements

By committing to be a Team Official (Coach, Assistant Coach or Manager), you are committing to providing a safe place for youth in sport.

You commit to a Code of Conduct and to obtain the required certifications to provide the level of training for our athletes that is safe, fair, age appropriate and engaging.

Please be advised that all required Coach Training courses are fully refundable back to you once you have successfully completed!

The next few slides will go through the requirements for Team Officials

You can also discover the specific requirements for your role and age group you are volunteering for by completing the COACH CHECKLIST in the link below.

Follow this link to learn what the requirements are for your role!



<https://fs4.formsite.com/socceroffice/riyjpgnqsw/index.html>

Coaching Requirements

REQUIREMENT

RULE OF TWO

The goal of the **Rule of Two** is to ensure all interactions and communications are open, observable and justifiable. Its purpose is to protect participants (especially minors) and coaches in potentially vulnerable situations by ensuring more than one adult is present. There may be exceptions for emergency situations.



GOOD RULE OF TWO IMPLEMENTATION PRACTICES

- The coach is never alone and out of sight with a participant without another screened coach or screened adult (parent or volunteer) present.
- Allow training environment to be open to observation.
- Ensure a participant rides in a coach's vehicle with another adult present.
- Consider the gender of the participant(s) when selecting the screened coaches and volunteers who are present.
- Eliminate one-to-one electronic messaging. Ensure that all communications are sent to the group and/or include parents.

Learn more: coach.ca/responsiblecoaching

Coaching Requirements

REMINDER: Use the link below to check off all items on the list of requirements



<https://fs4.formsite.com/socceroffice/riyjpgnqsw/index>

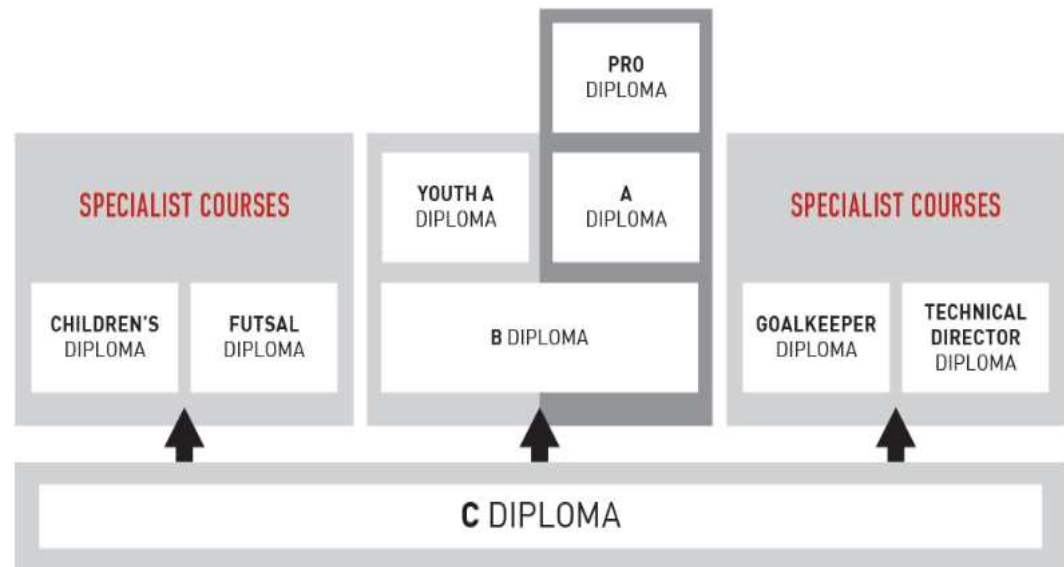
1. Register as a Team Official in the EMSA Soccer Portal / Coach Code of Conduct
www.emsasoccerportal.com
<https://emsanorth.com/wp-content/uploads/2022/09/Codes-of-Conduct.pdf>
2. Become screened and obtain a valid security clearance (valid 3 yrs) email Megan socceroffice@emsanorth.ca
3. Obtain an NCCP number to set up a Team Official transcript.
<https://thelocker.coach.ca/account/login?ReturnUrl=%2f>
4. Head Coaches, Assistant Coaches & Managers: Complete Respect In Sport email Ryleigh scheduling@emsanorth.ca
5. Head Coaches & Assistant Coaches: Complete the NCCP Coach Pathway Course (Active Start) <https://canada-soccer.myshopify.com/collections/grassroots-coaching-education-program>
6. Head Coaches & Assistant Coaches: Complete Safe Sport Roster Training
<https://thelocker.coach.ca/account/login?ReturnUrl=%2fonlineearning>
 1. NCCP Making Head Way Module
 2. NCCP Emergency Action Planning Module
 3. NCCP Understanding the Rule of Two

Coaching Pathway

CANADA SOCCER COACH EDUCATION PROGRAM

CANADA SOCCER ADVANCED COACH EDUCATION PROGRAM

ONLINE MODULES + PRACTICAL WORKSHOPS + EVALUATIONS



You are here
(Active Start)



CANADA SOCCER GRASSROOTS COACH EDUCATION PROGRAM

ONLINE MODULE + PRACTICAL WORKSHOP





Community Stream Workshops

- ✓ Active Start (U5-U7)
- ✓ FUNdamentals (U9)
- ✓ Learn to Train (U11)
- ✓ Soccer For Life (U13+)
- ✓ Making Ethical Decisions (U13 –U19)

Active Start – U5 to U7

- Our Grassroots Program follows Canada Soccer and is endorsed by FIFA's Preferred Training Model.
- This is known as the Long-Term Player Development (LTPD). Each Training Session is built around different activity stations, focusing on General Movement; Coordination; Soccer Technique; and Small-Sided Games.
- The focus will remain on building a foundation of the love of the game.

Respect in Sport

- All team officials require this course as per Canada Soccer (including Team Managers)
- Much like what is already in effect within the hockey community, soccer will be adopting this training mechanism as a tool to make the soccer pitch a fun and friendly environment, free of abusive behavior.
- This will only lend itself to making our game what it is intended to be..."The World's Beautiful Game."
- Email: scheduling@emsanorth.ca to obtain your course key. This course is valid for 5 years after successful completion



Coach Training Cheat Sheet for Head Coaches & Assistant Coaches

	U5	U7
Active Start	x	x
FUNdamentals		
Learn to Train		
Soccer for Life		
Respect in Sport	x	x
Making Ethical Decisions		
Making Headway	x	x
Emergency Action Plan	x	x
Rule of Two	x	x

Link for Active Start Course – PAID Course

<https://canada-soccer.myshopify.com/collections/grassroots-coaching-education-program/products/active-start>

Reimbursement Link:

<https://fs4.formsite.com/socceroffice/yfb9slk3ou/index>

Respect in Sport – FREE! Email for Code
scheduling@emsanorth.ca

Link for Locker Courses – FREE found in Locker

Making Headway: <https://coach.ca/nccp-making-headway-soccer>

Emergency Action Plan: <https://coach.ca/nccp-emergency-action-plan>

Rule of Two: <https://coach.ca/understanding-rule-two>

Team Managers are only required to complete Respect in Sport

Role of the Coach

- Needs to be FUN!
- Develop physical literacy
- Introduce the basics of skills
- Be the activity leader
- Inspire, share knowledge, build confidence
- Be positive, encourage, and praise
- Everyone needs to have a ball
- Be energetic
- Look like a coach! Professional appearance.



Player Characteristics

- Fragile bones
- Coordination difficulties
- Natural suppleness - like gymnastic type activities
- Tire easily
- Little difference between boys & girls
- Sensitive to criticism
- High degree of imagination
- Short attention span

Game Rules

Main focus is **FUN!**

- Station Rotation – build different activities to promote general movement, coordination, and small sided games.
- Physical literacy is key
- Size 3 ball

U5 GAME RULES

<https://emsanorth.com/wp-content/uploads/2023/04/EMSA-north-Modified-Laws-for-U5-2023.pdf>

U7 GAME RULES

<https://emsanorth.com/wp-content/uploads/2023/04/EMSA-north-Modified-Laws-for-U7-2023.pdf>

All teams must complete the Rules & Regulations Acknowledgement form by **April 25th at 9:00am**

<https://fs4.formsite.com/socceroffice/vep8qpoz56/index>

U5 Rules Summary

Goal Kick:

- When a player on the attacking team is the last player to touch the ball over the opposing team's end line and not between the goal posts, then a goal kick is awarded to the defending team.

Corner Kick:

- When a player on the defending team is the last person to touch the ball over their own end line and not between the goal posts, then a corner kick is awarded to the attacking team.

Goalkeeper

- A goalkeeper is not used in the U5 4v4 format. The Sweeper Keeper is used meaning the player closest to the net can use their hands.

Number of Players/Substitution

- The game is played with 4 players on the field; substitutions can be made on the fly or every 2- or 3-minute shifts and then change.

Throw-in / Kick-in

- When a player on the opposing team kicks the ball beyond the sidelines the other team is awarded a Kick -in. For the U5 4v4 game a kick-in is awarded as a substitute for a throw-in. No Throw in's for U5.

Fouls

- Although fouls in the game may occur, they are usually unintentional. If a foul occurs, tripping, ball handling, etc. then an INDIRECT free kick is awarded. The ball must be passed first before a shot can be taken.

Scoring

- Is from anywhere on the field, but cannot be scored directly from a kick-off, or free kick.

Coaches, Parents

- Any of the above can referee or run the game.

*** BOTH TEAMS SHOULD SHAKE HANDS AT THE END OF THE GAME FOR THE SPIRIT OF FAIR PLAY**

U7 Rules Summary

Number of Players/Substitution

The game is played with 5 players on the field; substitutions can be made on the fly or every 3 or 4 mins shifts and then change.

Off-Sides

There are no off-sides at the Under 7 level of soccer.

Goal Area

A line is made 8 yards from goal-line and 6 yards either side of center of field to make an area for the goalkeeper to use his or her hands in only.

Goalkeeper

1 player is permitted to play the position of goalkeeper

Goal Kick

When a player on the attacking side of the ball is the last person to touch the ball over the opposing team's goal line and not between the goal posts, then a goal kick is awarded. The ball is placed anywhere inside the area for a restart.

Corner

When a player on the defensive side of the ball is the last person to touch the ball over their own goal line and not between the goal posts, a corner kick is awarded to the opposing team. Corner kicks are indirect.

Throw-ins

When a player touches the ball beyond the sidelines a throw-in is awarded to the opposing team. Encourage the players proper throw in technique allowing 2 tries during the game.

Scoring

Scoring is from anywhere on the field, but cannot be scored directly from a kick-off, goal-kick, free-kick or throwing. For protection of the goalkeeper no scoring may occur inside the goal area.

Fouls

All fouls are IN-DIRECT; this means the ball must be first passed to another player before a goal can be scored. Most fouls are not intentional, but rather due to lack of understanding or coordination.

Coaches, Parents

Any of the above can referee or run the game.

*** BOTH TEAMS SHOULD SHAKE HANDS AT THE END OF THE GAME FOR THE SPIRIT OF FAIR PLAY**

U5 & U7 Format Game Day

- *Both programs will run in a station rotation format completing with a small sided game of max 25 minutes. This format has been shown to allow further development for the player which they require at this age group.
- *Snack time is encouraged if restrictions permit, we suggest limit sharing and setting up snack assignments on Team Snap

Age Group	Game Days	Reschedule Dates	Halves	Format	Ball Size	Min # of Players needed	Max # of players needed	Tournament	Post Season	Scoring	Game Sheets	Refs
U5	Mon + Wed	NO	25X1	4V4	3	3	12	JAMBOREE	NO	NO	NO	NO

Age Group	Game Days	Reschedule Dates	Halves	Format	Ball Size	Min # of Players needed	Max # of players needed	Tournament	Post Season	Scoring	Game Sheets	Refs
U7	Tues + Thurs	NO	25X1	5V5	3	4	12	JAMBOREE	NO	NO	NO	NO

Station Rotation Sample Session Plans

EMSA NORTH

Outdoor 2024



U5/U7 FIRST TWO WEEK FULL
LESSON PLAN

Click Here:

https://emsanorth.com/wp-content/uploads/2022/03/U5_U7-FULL-MODEL-SESSION-PLAN.pdf

Equipment

Players to Bring

send an email to parents prior to the season beginning to inform everyone of the equipment requirements

- Jersey (supplied by zone)
- Shorts
- Shin Pads
- Socks that cover shin pads
- Outdoor soccer shoes (cleats optional)
- Water Bottle
- Personal Ball

Coach to Bring

Provided by the community unless stated otherwise

- 2 Inflated game balls
- U5 Requirement: Pop Up Net
- U7 Requirement: Bow Net (or similar style net)
- Cones
- Flags
- Pinnies
- First Aid Kit
- Ball pump

If you haven't received your equipment or heard from your Soccer Director by Friday April 26th please email Cindy at staff@emsanorth.ca



EMSA NORTH MINI JAMBOREE

- June 22nd (Rain out day June 23rd)
 - U5, U7, U9 – FREE
 - (registration required)
- Season wrap up for our mini teams!
- 1 game per team
- Bounce castle, face tattoos, food
- truck & more!



Registration Due May 30th:

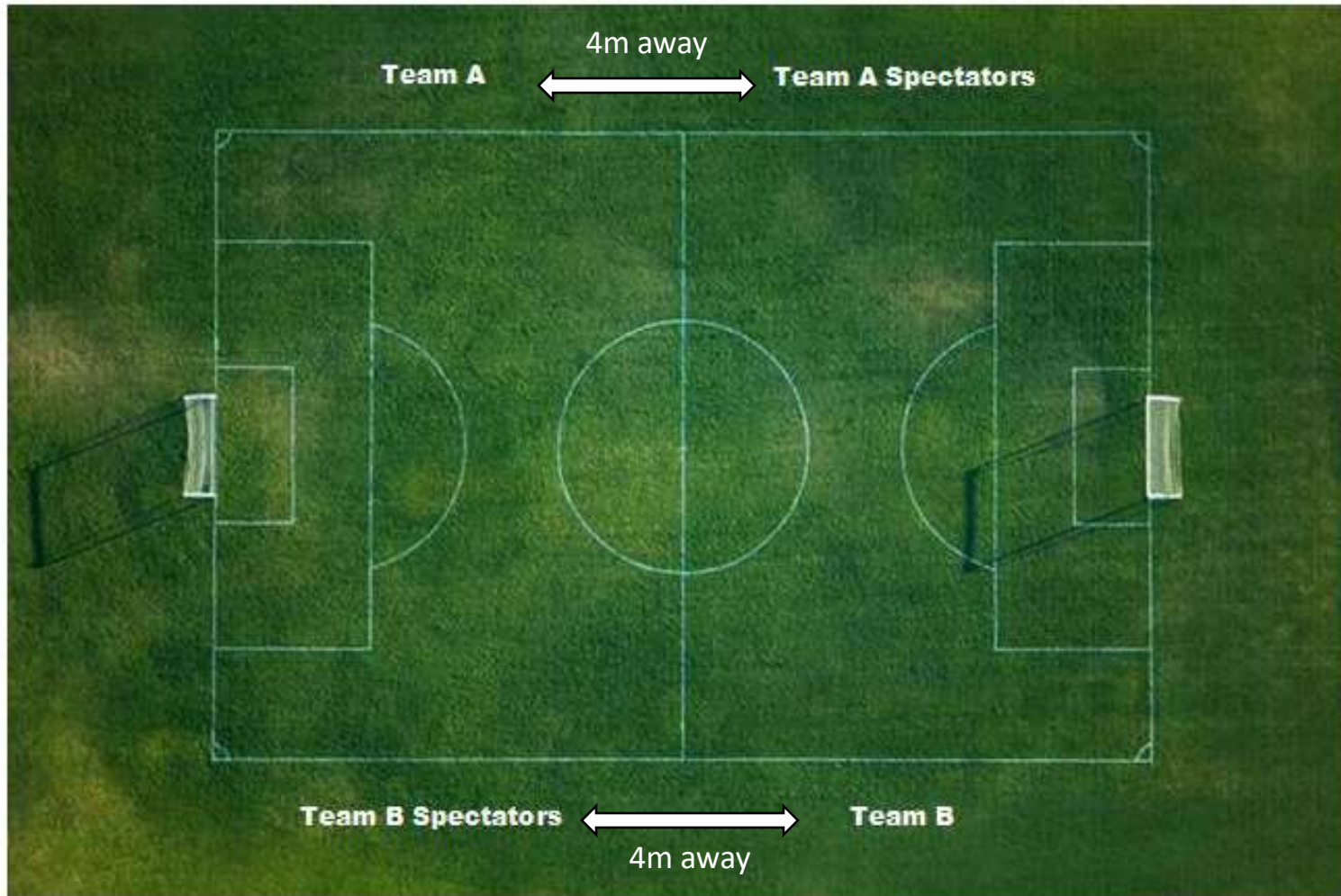
<https://fs4.formsite.com/socceroffice/vgyv9g7cht/index>

**ALL PLAYERS WILL RECEIVE A
MEDAL!**

Spectator and Team Locations – When Set up on Large Field Split
U5 & U7 teams will share a field via the center line – 4 teams per field



Spectator and Team Locations When teams are playing on Lined Green Space





Once at the field, if determined unsafe to play, coaches must agree to cancel and email Ryleigh about cancelation. Reminder there are no makeup games for this age group.

- *Lightening Policy
 - *Air Quality Index
 - *Extreme Heat Event
- **Lightning Policy** <https://emsanorth.com/wp-content/uploads/2021/03/Lightning-Policy-E.pdf>
 - **Air Quality Index** <https://emsamain.com/wp-content/uploads/2024/03/COMMUNITY-Air-Quality-Index-Procedure-2024-1.pdf>
 - To find which station you need to check, please [CLICK HERE](#)
 - **Extreme Heat Event** <https://emsanorth.com/wp-content/uploads/2022/02/Alberta-Soccer-Extreme-Heat-Event-Guide-June-25-2021.pdf>

This is the link that teams and referees are required to use for any Air Quality Index Readings: https://weather.gc.ca/airquality/pages/provincial_summary/ab_e.html

For games in the City of Edmonton, as the AQI can vary all over the City, we will be using the substation readings:

- Edmonton East – for the area south of the river and east of Calgary Trail.
- Edmonton McCauley – for the area north of the river and east of highway 2.
- Edmonton Lendrum - for the area south of the river and west of Calgary Trail.
- Woodcroft - for the area north of the river and west of highway 2.

Here is the link for the substations:

https://weather.gc.ca/airquality/pages/multiple_stations/abaq-001_e.html

For games in the City of Spruce Grove, please use the St. Albert AQI reading.


- **Weekdays at 4:00pm** (regardless of the time it was last calculated at):
- **Weekends 1 hour prior to your game start time** (regardless of the time it was last calculated at):
- **Games being played in Red Deer or for those teams travelling from Red Deer to the City (or surrounding area) 3 hours prior to game start time** (regardless of the time it was last calculated at):

If the Air Quality Health Index is listed as:

- **AQI between 1 and 6:** the game will proceed as scheduled. Teams are expected to show to the field or will forfeit the game. If the AQI rises to 7 or above just before game start or during the game, the game will be cancelled at the field by the referee. If 2/3's of the game has not been played already, the game will be rescheduled. See reschedule procedure on next page.
- **AQI is at a 7 or higher:** the game will be automatically cancelled and rescheduled. No need for teams or referees to show up at the field.

If the AQI is N/A at 4pm for the location of your game, the last available reading for that particular location will be the accepted reading.

Please note games being played at the Edmonton Scottish Soccer Dome or the Red Deer Dome are not affected by the AQI as those games are being played indoors on artificial turf. Games will proceed at these locations regardless of the outside air quality.



NEW!

Important Field Information

How to find a field location? <https://emsamain.com/wp-content/uploads/2021/01/How-to-Find-Field-Addresses-and-Maps.pdf>

The coach should always arrive prepared and ahead of any scheduled game or session so that he/she may do a walk over of the field inspecting for any hazards.

The zone line the fields 3-4 times throughout the season, but if it has been dry or wet lines can fade. Please bring a little bag of flour to solidify the lines for your game or small training cones will do.

Rain outs/game cancellations may occur. **There are no rescheduled games for this age group.**

The following situations can cause rain out/game cancellations:

- City closes fields due to inclement weather (city field closure line is updated at 4:30pm each day. You can call or sign up for updates) 780-496-4999 ext. 1 or <https://coewebapps.edmonton.ca/facilitynotifications/default.aspx?args=4,133>
- Zone cancels games due to inclement weather where the City has not yet cancelled the fields – TeamSnap notice will go out at 4:30pm
- If issues such as lightning/air quality/extreme heat occur, refer to policies for next step
- If there is standing water or unsafe field conditions, it is suggested you move to a clear greenspace location nearby to continue training
- If there is a game, both home AND away team must agree to cancel or if there is unsafe playing conditions on a field, please send an email to scheduling@emsanorth.ca advising the office of the decision to call the event.

UNLESS THE CITY OR THE ZONE HAS CANCELLED THE GAME, YOU AND YOUR TEAM MUST ALWAYS SHOW UP TO YOUR SCHEDULED GAME OR SESSION TO ASSESS THE SITUATION WITH THE OPPOSING TEAM.
ONCE ON THE FIELD ONLY THE COACHES CAN CALL THE GAME.

Field Etiquette and Information

Field Do's & Don'ts

- Do Walk the field when you first arrive looking for any unsafe items such as glass
- No pets are allowed on the field area (City Bylaw)
- No smoking/vaping is allowed on the field area (City bylaw)
- Clean up after yourselves keep fields clean and safe.
- Set up a parent meeting prior to the season to discuss responsible field use focusing on the items above, assign a parent to ensure rules are followed.
- If you notice that some maintenance is required on the field, please send an email to scheduling@emsanorth.ca we will submit the request to the city on your behalf.
- Fields will be lined 3-4 times during the season, you can still play on a field that lines may be faint please email scheduling@emsanorth.ca to advise if a field in need of lines.
- Please do not stake down any tents or shades at the EMSA Complexes due to the irrigation system.
- Please do not throw sunflower seeds on the fields at the EMSA Complexes. As per the Groundskeeper, it kills the grass.

When Can I Use a Field?

- The zone will assign sports fields which are reserved for your scheduled games
- Practices are not scheduled by our zone, except for the weekly training sessions for U9. We encourage the use of greenspace for practices if you choose to arrange practices with your team. Practicing on a non-booked field can be subject to fine by city bylaw
- The city may close a field for rest from time to time, these fields will be marked by a metal sign on the goal post DO NOT use any fields marked as closed
- Field Statuses are updated daily by the city and are dependent on weather, you can check field status:
<http://coewebapps.edmonton.ca/facilitynotifications/default.aspx?args=4,14> updates at 4pm weekdays and 10 am weekends.

EMSA North Injury Reporting Form

If a player is injured on the field, we ask all coaches complete the North Zone Injury Report Form.

- This form will direct the team officials as to what steps to take for the type of injury
- It will advise the office of any incidents
- Provide a report for the parent to use for any Dr. visits/medical treatments and appointments.

Injury Report Form can be found below, please bookmark in your phone:
<https://fs4.formsite.com/socceroffice/uoixxidj5/index.html>

Head injuries should be taken seriously even if they may seem minor. In some cases, the Zone office may ask for Doctor clearance before an athlete may return to play.

Other Important Information

- Home team chooses the side of the field they are to set their bench on
- If the jerseys of both team matches or are similar the home team wears the pinnies.
- Pre-season parent/player meeting is crucial, even prior to your first game to set up expectations and your vision throughout the season

TeamSnap

- TeamSnap is a communication/registration/scheduling tool that the North Zone is using for the Outdoor season.
- Follow the link to access the TeamSnap information and videos on how this tool will help you manage your team more effectively this season
<https://emsanorth.com/wp-content/uploads/2023/09/TeamSnap-App-Information.pdf>
- If any of your Team Officials DO NOT have access to TeamSnap, please email socceroffice@emsanorth.ca

Team Manager

Find one!

Bribe one!

**A good Manager makes your role
as a Coach so much easier!**

The Team Manager plays a vital role in keeping the team organized and running smoothly.

They will support the coaches by performing the following expected duties and responsibilities:

- Upload the team schedule (games/practice days/events) on TeamSnap.
- Be the “pulse” of the team. Listen to parents concerns and convey them to the appropriate person (Coach or Soccer Director)



Tasks of the Active Start Coach



Organization



ORGANISATION

Show up early to allow time to set up the field and equipment prior to players arriving.

Have a designated area they can go and practice with friends/parent while others arrive.

Define areas clearly with cones. Have a specific area set up for balls and pinnies.

CANADA

Programme national de certification des entraîneurs

National Coaching Certificate Program

Running a Session – The Start



RUNNING A SESSION – THE START



Have all players come to one central point.

Get down to the same level as players and make sure they are not facing sun/potential distractions.

Quick explanation + demonstration – “a picture paints a thousand words”.

Quickly get the players active - keep everyone moving in some type of dynamic warm up activity.

Running a Session – Communication



RUNNING A SESSION – COMMUNICATION



Reinforce positively every effort – praise!

Continue to demonstrate and tell them, especially as the activities change.

Try not to use jargon.



Running a Session – The End



RUNNING A SESSION – THE END



Bring everyone (including parents) in at the end of the session.

Encourage parents to play with their children at home.

Team cheer, healthy snacks and drinks.



Managing the Parents



MANAGING THE PARENTS



Meeting set up before the start of the first activity or immediately after the 1st session

Introduce yourself and the other coaches

Parents could help with tasks during the session – child's teammate

Ask parents in advance for their vacation plan

Parents encourage their child in a positive manner

Codes Of Conduct

Players Code

- Play the game for the game's sake.
- Be generous when you win.
- Be gracious when you lose.
- Be fair always, no matter what the cost.
- Obey the Laws of the Game.
- Work for the good of the team.
- Accept the decisions of the Officials with good grace.
- Believe in the honesty of your opponents.
- Conduct yourself with honor and dignity.
- Honestly and wholeheartedly applaud the efforts of your teammates and opponents.

Coaches' Code

- Soccer is a game for happiness.
- The laws of soccer should be regarded as mutual agreements.
- Visiting teams and spectators are honored guests.
- No advantages except those of superior skill should be sought.
- Official and opponents should be treated and regarded as honest in intention.
- Official decisions should be accepted without looking angry no matter how unfair they may seem.
- Winning is desirable, but winning at any cost defeats the purpose of the game.
- Losing can be a triumph when the team has given its best.
- The ideal is the greatest good to the greatest number.
- In soccer, as in life, do unto others as you would have them do unto you.

Parent's Code

- Children have more need for example than criticisms.
- Make athletic participation for your child and other a positive experience.
- Attempt to relieve pressure of competition, not increase it. A child is easily affected by outside influences.
- Be kind to your child's coach and officials. The coach is a volunteer giving personal time and money to provide a recreational activity for your child. The coach is providing a valuable community service, often without regard other than the personal satisfaction of having served their community.

Resources

Governing Bodies

www.emsanorth.com

www.emsamain.com

www.albertasoccer.com

Coach Kit (must review)

<https://emsamain.com/seasoninfo/outdoorseason/team-official-resources/>

EMSA Rules and Regulations

<https://emsamain.com/about/rules-discipline/ems-a-rules-discipline/>

Field Closure Lines

<https://emsamain.com/seasoninfo/outdoorseason/rain-out-lines/>

Rules Acknowledgement Form (DUE April 25th at 9:00am)

<https://fs4.formsite.com/socceroffice/vep8qpoz56/index>

Jamboree Commitment Form (DUE May 30th at 11:00pm)

<https://fs4.formsite.com/socceroffice/vgyv9g7cht/index>

Active Start (required for Head Coaches & Assistant Coaches)

<https://canada-soccer.myshopify.com/collections/grassroots-coaching-education-program>

Safe Sport Roster Training (required for Head Coaches & Assistant Coaches)

<https://thelocker.coach.ca/account/login?ReturnUrl=%2fonlinelearning>

1. NCCP Making Head Way Module
2. NCCP Emergency Action Planning Module
3. NCCP Rule of Two

TeamSnap Information

<https://emsanorth.com/wp-content/uploads/2023/09/TeamSnap-App-Information.pdf>



Photo by: Harjit Jandu (The Snap)

Thank you for volunteering!
