



# Coach Information U9 – U19

---

Indoor 2023/2024

# Governance of Soccer

**FIFA®**

*For the Game. For the World.*



<https://canadasoccer.com/>



<https://albertasoccer.com/>



<https://emsamain.com/>

<https://emsanorth.com/>



The map shows the following neighborhoods and areas:

- Northwest:** Rappertwill, Canossa, Baturyn, Lago Lindo, Klavatten, Crystallina Nera, McConachie, Cy Becker, Horse Hill.
- West:** Carlton, Oxford, Dunluce, Lorelei, Beaumaris, Eaux Claire, Belle River, Maylie Wan, Ozerna, Matt Berry, Hollick Kenyon, Britnell.
- Central:** Cumberland, Hudson, Baranow, Carlisle, Griesbach, Evansdale, Kilkenny, McLeod, Casselman, Miller, Ebbers, Kirkness, Fraser, Bannerman, Kildare, York, Clareview, Hairsine, Sifton, Belmont, Homesteader, Beacons Heights, Beverly Heights, Rundle Heights, Abbotts Field.
- South:** Wellington, Kensington, Rosslyn, Glengarry, Delwood, Balwin, Killarney, Calder, Lauderdale, Deltan, Elmwood, Montrase, Newton, Highlands, Central McDougall, McCauley, Spruce Avenue, Alberta Avenue, Parkdale, Eastwood.

**Major Roads (Yellow):**

- 104 ave (dashed line at the bottom)
- 152 ave
- 157 ave
- 165 ave
- 167 ave
- 168 ave
- 169 ave
- 170 ave
- 171 ave
- 172 ave
- 173 ave
- 174 ave
- 175 ave
- 176 ave
- 177 ave
- 178 ave
- 179 ave
- 180 ave
- 181 ave
- 182 ave
- 183 ave
- 184 ave
- 185 ave
- 186 ave
- 187 ave
- 188 ave
- 189 ave
- 190 ave
- 191 ave
- 192 ave
- 193 ave
- 194 ave
- 195 ave
- 196 ave
- 197 ave
- 198 ave
- 199 ave
- 200 ave
- 201 ave
- 202 ave
- 203 ave
- 204 ave
- 205 ave
- 206 ave
- 207 ave
- 208 ave
- 209 ave
- 210 ave
- 211 ave
- 212 ave
- 213 ave
- 214 ave
- 215 ave
- 216 ave
- 217 ave
- 218 ave
- 219 ave
- 220 ave
- 221 ave
- 222 ave
- 223 ave
- 224 ave
- 225 ave
- 226 ave
- 227 ave
- 228 ave
- 229 ave
- 230 ave
- 231 ave
- 232 ave
- 233 ave
- 234 ave
- 235 ave
- 236 ave
- 237 ave
- 238 ave
- 239 ave
- 240 ave
- 241 ave
- 242 ave
- 243 ave
- 244 ave
- 245 ave
- 246 ave
- 247 ave
- 248 ave
- 249 ave
- 250 ave
- 251 ave
- 252 ave
- 253 ave
- 254 ave
- 255 ave
- 256 ave
- 257 ave
- 258 ave
- 259 ave
- 260 ave
- 261 ave
- 262 ave
- 263 ave
- 264 ave
- 265 ave
- 266 ave
- 267 ave
- 268 ave
- 269 ave
- 270 ave
- 271 ave
- 272 ave
- 273 ave
- 274 ave
- 275 ave
- 276 ave
- 277 ave
- 278 ave
- 279 ave
- 280 ave
- 281 ave
- 282 ave
- 283 ave
- 284 ave
- 285 ave
- 286 ave
- 287 ave
- 288 ave
- 289 ave
- 290 ave
- 291 ave
- 292 ave
- 293 ave
- 294 ave
- 295 ave
- 296 ave
- 297 ave
- 298 ave
- 299 ave
- 300 ave
- 301 ave
- 302 ave
- 303 ave
- 304 ave
- 305 ave
- 306 ave
- 307 ave
- 308 ave
- 309 ave
- 310 ave
- 311 ave
- 312 ave
- 313 ave
- 314 ave
- 315 ave
- 316 ave
- 317 ave
- 318 ave
- 319 ave
- 320 ave
- 321 ave
- 322 ave
- 323 ave
- 324 ave
- 325 ave
- 326 ave
- 327 ave
- 328 ave
- 329 ave
- 330 ave
- 331 ave
- 332 ave
- 333 ave
- 334 ave
- 335 ave
- 336 ave
- 337 ave
- 338 ave
- 339 ave
- 340 ave
- 341 ave
- 342 ave
- 343 ave
- 344 ave
- 345 ave
- 346 ave
- 347 ave
- 348 ave
- 349 ave
- 350 ave
- 351 ave
- 352 ave
- 353 ave
- 354 ave
- 355 ave
- 356 ave
- 357 ave
- 358 ave
- 359 ave
- 360 ave
- 361 ave
- 362 ave
- 363 ave
- 364 ave
- 365 ave
- 366 ave
- 367 ave
- 368 ave
- 369 ave
- 370 ave
- 371 ave
- 372 ave
- 373 ave
- 374 ave
- 375 ave
- 376 ave
- 377 ave
- 378 ave
- 379 ave
- 380 ave
- 381 ave
- 382 ave
- 383 ave
- 384 ave
- 385 ave
- 386 ave
- 387 ave
- 388 ave
- 389 ave
- 390 ave
- 391 ave
- 392 ave
- 393 ave
- 394 ave
- 395 ave
- 396 ave
- 397 ave
- 398 ave
- 399 ave
- 400 ave
- 401 ave
- 402 ave
- 403 ave
- 404 ave
- 405 ave
- 406 ave
- 407 ave
- 408 ave
- 409 ave
- 410 ave
- 411 ave
- 412 ave
- 413 ave
- 414 ave
- 415 ave
- 416 ave
- 417 ave
- 418 ave
- 419 ave
- 420 ave
- 421 ave
- 422 ave
- 423 ave
- 424 ave
- 425 ave
- 426 ave
- 427 ave
- 428 ave
- 429 ave
- 430 ave
- 431 ave
- 432 ave
- 433 ave
- 434 ave
- 435 ave
- 436 ave
- 437 ave
- 438 ave
- 439 ave
- 440 ave
- 441 ave
- 442 ave
- 443 ave
- 444 ave
- 445 ave
- 446 ave
- 447 ave
- 448 ave
- 449 ave
- 450 ave
- 451 ave
- 452 ave
- 453 ave
- 454 ave
- 455 ave
- 456 ave
- 457 ave
- 458 ave
- 459 ave
- 460 ave
- 461 ave
- 462 ave
- 463 ave
- 464 ave
- 465 ave
- 466 ave
- 467 ave
- 468 ave
- 469 ave
- 470 ave
- 471 ave
- 472 ave
- 473 ave
- 474 ave
- 475 ave
- 476 ave
- 477 ave
- 478 ave
- 479 ave
- 480 ave
- 481 ave
- 482 ave
- 483 ave
- 484 ave
- 485 ave
- 486 ave
- 487 ave
- 488 ave
- 489 ave
- 490 ave
- 491 ave
- 492 ave
- 493 ave
- 494 ave
- 495 ave
- 496 ave
- 497 ave
- 498 ave
- 499 ave
- 500 ave
- 501 ave
- 502 ave
- 503 ave
- 504 ave
- 505 ave
- 506 ave
- 507 ave
- 508 ave
- 509 ave
- 510 ave
- 511 ave
- 512 ave
- 513 ave
- 514 ave
- 515 ave
- 516 ave
- 517 ave
- 518 ave
- 519 ave
- 520 ave
- 521 ave
- 522 ave
- 523 ave
- 524 ave
- 525 ave
- 526 ave
- 527 ave
- 528 ave
- 529 ave
- 530 ave
- 531 ave
- 532 ave
- 533 ave
- 534 ave

# ENZSA Executive Board

- **Bryan Payne**  
President  
Email: [bryanp@emsanorth.ca](mailto:bryanp@emsanorth.ca)
- **Mirka Griffith**  
Vice President  
Email: [mirkag@emsanorth.ca](mailto:mirkag@emsanorth.ca)
- **Danny Da Silva**  
Treasurer  
Email: [dannyd@emsanorth.ca](mailto:dannyd@emsanorth.ca)
- **Brandy Albulescu**  
Community Director  
Email: [brandya@emsanorth.ca](mailto:brandya@emsanorth.ca)



# ENZSA Community Soccer Directors



- **BATURYN**  
Director: Candice Bevan  
E-mail: [soccer@baturyn.ca](mailto:soccer@baturyn.ca)
- **CAERNARVON**  
Director: Jason Desnoyers  
E-mail: [soccer@caernarvon.ca](mailto:soccer@caernarvon.ca)
- **CARLISLE**  
Director: Rob Lewis  
E-mail: [rmlewis10@shaw.ca](mailto:rmlewis10@shaw.ca)
- **CUMBERLAND/OXFORD (COCL)**  
Director: Dan Poon  
E-mail: [soccer@cocl.org](mailto:soccer@cocl.org)
- **DELTON**  
Director: Laura Cassady  
E-mail: [soccer@deltoncommunity.com](mailto:soccer@deltoncommunity.com)
- **DELWOOD**  
Director: Jon Buck  
E-mail: [dir-sports@delwood.ca](mailto:dir-sports@delwood.ca)
- **DUNLUCE**  
Director: Dana Trendall  
E-mail: [soccer@dunlucecl.ca](mailto:soccer@dunlucecl.ca)
- **GRIESBACH**  
Director: Simon Chin  
E-mail: [sports@griesbachcommunity.com](mailto:sports@griesbachcommunity.com)
- **HIGHLANDS**  
Director: Kevin Smith  
E-mail: [kevin@highlandscommunity.ca](mailto:kevin@highlandscommunity.ca)
- **HORSE HILL**  
Director: Monica Cameron  
E-mail: [Horsehillsports@gmail.com](mailto:Horsehillsports@gmail.com)
- **LAGO LINDO**  
Director: Cliff & Lori Ziegler  
E-mail: [soccer@lagolindo.ca](mailto:soccer@lagolindo.ca)
- **LORELEI/BEAUMARIS**  
Director: Anthony Villeneuve  
E-mail: [soccerlbcl@gmail.com](mailto:soccerlbcl@gmail.com)
- **NEWTON**  
Director: Melissa Hanssen  
E-mail: [melissa.r.hanssen@gmail.com](mailto:melissa.r.hanssen@gmail.com)
- **SOUTH CLAREVIEW**  
Director: Jessica Empey  
E-mail: [soccer@southclareview.ca](mailto:soccer@southclareview.ca)
- **WELLINGTON**  
Director: Aviva Addo  
E-mail: [Wellingtonparksoccer@gmail.com](mailto:Wellingtonparksoccer@gmail.com)



# Community Technical Leads

## Dejan & Stefan Gajic

Community Technical Leads

Email: [techcoach@emsanorth.ca](mailto:techcoach@emsanorth.ca)



- Coaching Resources
- Player Engagement through Coach Development
- Coach Advice/Guidance
- Coach Advocate
- Coach Training Adviser



# ENZSA Staff

---



## EMSA North Office

### **Kylee Webster**

Executive Director

Ph: 780-406-0798 Ext. 1

Email: [programs@emsanorth.ca](mailto:programs@emsanorth.ca)

### **Megan Locher**

Executive Assistant

Ph: 780-406-0798 Ext. 2

Email: [socceroffice@emsanorth.ca](mailto:socceroffice@emsanorth.ca)

### **Ryleigh Bridges**

Scheduling Coordinator

Email: [scheduling@emsanorth.ca](mailto:scheduling@emsanorth.ca)

### **Cindy Jara**

Office Staff

Email: [staff@emsanorth.ca](mailto:staff@emsanorth.ca)

## Affiliate Program Staff

### **Luan Tran**

NSU Club Administrator

Email: [Luan.Tran@anixter.com](mailto:Luan.Tran@anixter.com)

### **Carol Stanczak**

Fort Saskatchewan

Administrator

Email: [info@fortsasksoccer.ca](mailto:info@fortsasksoccer.ca)

# North Zone Age Level Director (ALD)

- Volunteer Position
- Form teams in each age group
- Acts as liaison between the North Zone Board and the Community Soccer Directors on matters pertaining to the respective age group.
- Main contact for Coaches regarding team formation.
- Assist in outdoor schedule groupings and team formation issues resolution.



# ALD Contact Information

**U9 Age Level Director: Lori Ziegler**

[U9ald@emsanorth.ca](mailto:U9ald@emsanorth.ca)

**U11 Age Level Director: Candice Bevan**

[U11ald@emsanorth.ca](mailto:U11ald@emsanorth.ca)

**U13 Age Level Director: Candice Bevan**

[U13ald@emsanorth.ca](mailto:U13ald@emsanorth.ca)

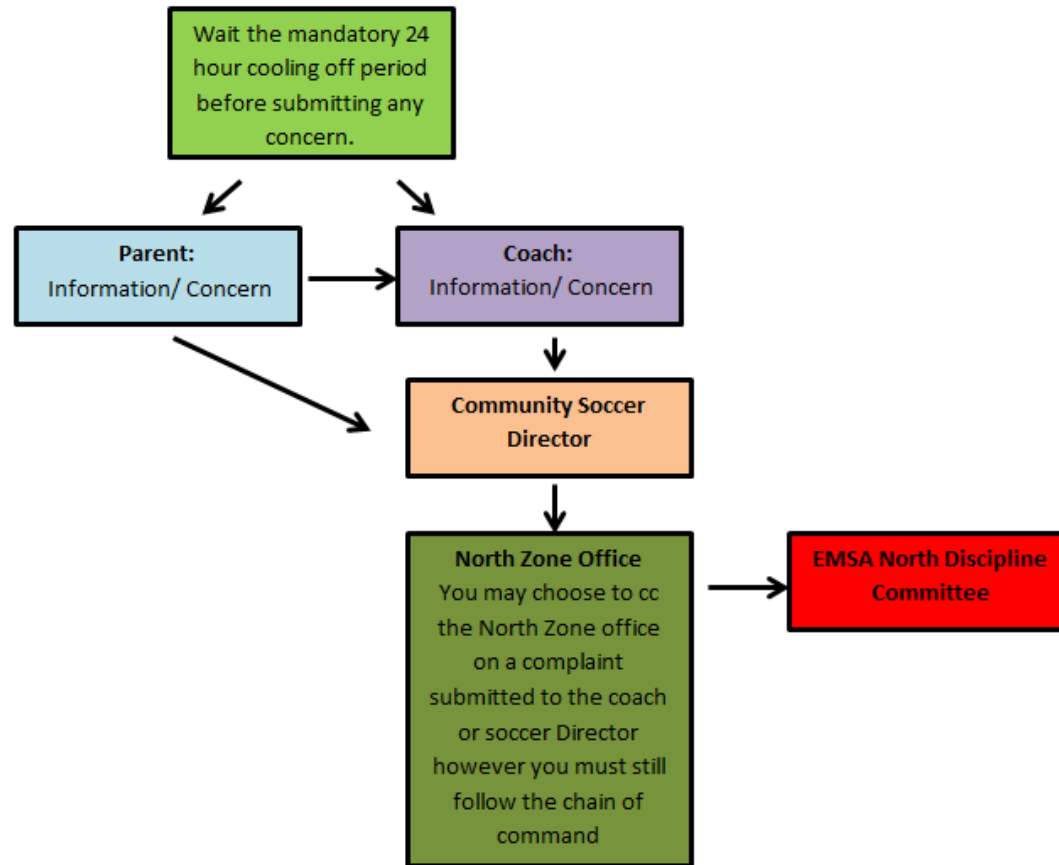
**U15 Age Level Director: Oksana  
Delgado**

[U15ald@emsanorth.ca](mailto:U15ald@emsanorth.ca)

**U17 & U19 Age Level Director: Candice  
Bevan**

[U17.U19ald@emsanorth.ca](mailto:U17.U19ald@emsanorth.ca)

# EMSA North Chain of Communication



# Coaching Requirements

By committing to be a Team Official (Coach, Assistant Coach or Manager). You are committing to providing a safe place for youth in Sport.

You commit to a Code of Conduct + to obtain the required certifications in order to provide the level of training for our athletes that is safe, fair, age appropriate and engaging.

Please be advised that all required Coach Training courses are fully refundable back to you once you have successfully completed!

The Next few Slides will go through the requirements for Team Officials

You can also discover the specific requirements for your role + Age group you are volunteering for by completing the COACH CHECKLIST in the link below.

Follow this link to learn what the requirements are for your role!



<https://fs4.formsite.com/socceroffice/riyjpgnqsw/index.html>

# Coaching Requirements

## REQUIREMENT



## RULE OF TWO

The goal of the **Rule of Two** is to ensure all interactions and communications are open, observable and justifiable. Its purpose is to protect participants (especially minors) and coaches in potentially vulnerable situations by ensuring more than one adult is present. There may be exceptions for emergency situations.




## GOOD RULE OF TWO IMPLEMENTATION PRACTICES

- The coach is never alone and out of sight with a participant without another screened coach or screened adult (parent or volunteer) present.
- Allow training environment to be open to observation.
- Ensure a participant rides in a coach's vehicle with another adult present.
- Consider the gender of the participant(s) when selecting the screened coaches and volunteers who are present.
- Eliminate one-to-one electronic messaging. Ensure that all communications are sent to the group and/or include parents.

**Learn more:** [coach.ca/responsiblecoaching](https://coach.ca/responsiblecoaching)

# Coaching Requirements

REMINDER USE THIS LINK BELOW TO CHECK OFF ALL ITEMS ON THE LIST OF REQUIREMENTS



<https://fs4.formsite.com/socceroffice/riyjpgnqsw/index>

1. Register as a Team Official in the EMSA Soccer Portal  
[www.emsasoccerportal.com](http://www.emsasoccerportal.com)
2. Become screened and obtain a valid Security Clearance (valid 3 yrs) - email Megan [socceroffice@emsanorth.ca](mailto:socceroffice@emsanorth.ca)
3. Obtain a Digital EMSA ID Card  
<https://fs4.formsite.com/socceroffice/oxdduwytzs/index>
4. Obtain a NCCP Number to set up a Team Official Transcript.  
<https://thelocker.coach.ca/account/login?ReturnUrl=%2f>
5. Complete Respect In Sport - email Kylee at [programs@emsanorth.ca](mailto:programs@emsanorth.ca)
6. Complete the NCCP Coach Pathway Course (FUNdamentals, Learn to Train, Soccer for Life) <https://canada-soccer.myshopify.com/collections/grassroots-coaching-education-program> - for Head & Assistant Coaches
7. Complete Safe Sport Roster Training  
<https://thelocker.coach.ca/account/login?ReturnUrl=%2fonlinelearning>
  1. NCCP Making Head Way Module
  2. NCCP Emergency Action Planning Module
  3. NCCP Rule of Two
8. Coach Code of Conduct: <https://emsanorth.com/wp-content/uploads/2022/09/Codes-of-Conduct.pdf>

# Coaching Pathway

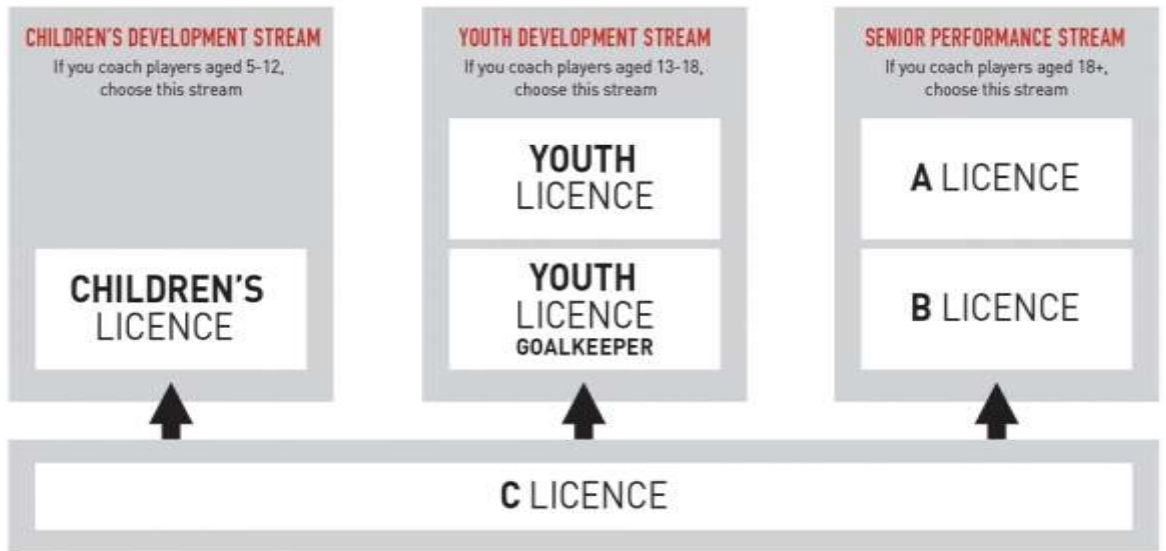


## CANADA SOCCER COACH EDUCATION PATHWAY



### LICENSING STREAM WORKSHOPS

ONLINE MODULES + PRACTICAL WORKSHOPS + EVALUATIONS



### COMMUNITY STREAM WORKSHOPS ONLINE MODULE + PRACTICAL WORKSHOP

#### ACTIVE START

If you coach players aged 4-6,  
complete this workshop

#### FUNDAMENTALS

If you coach players aged 6-9,  
complete this workshop

#### LEARN TO TRAIN

If you coach players aged 9-12,  
complete this workshop

#### SOCCER FOR LIFE

If you coach players aged 13+,  
complete this workshop



# Community Stream Workshops

---

- ✓ Active Start (U5-U7)
- ✓ FUNdamentals (U9)
- ✓ Learn to Train (U11)
- ✓ Soccer For Life (U13+)



# FUNdamentals – U9

- Our Grassroots Program follows Canada Soccer and is endorsed by FIFA's Preferred Training Model.
- This is the Long-Term Player Development (LTPD). Each Training Session is built around General Movement; Coordination; Soccer Technique; and Small-side Games. These are to develop the ABC's of soccer (Agility, Balance, Coordination). This continues to build the pillars and foundation of physical literacy and the love of the game.
- Training Session will become more guided towards soccer in developing the skills required to play the game.

# Learn to Train – U11

- Our Developmental program follows Canada Soccer and FIFA endorsed Preferred Training Model.
- It is a balanced program where players of all ability skill levels are challenged and developed.

# Soccer For Life - U13+

- Our Developmental program follows Canada Soccer and FIFA endorsed Preferred Training Model.
- This program focuses attention on working with players between the ages of 13 through to “master's soccer” which includes a wide array of participants who play for fun and fitness, those who enjoy recreational soccer, as well as those who prefer to play competitively but not at the high-performance level.
- This complete workshop also includes NCCP Making Ethical Decisions Module

# Respect in Sport

All team officials require this course as per Canada Soccer (Including Team Managers)

Much like what is already in effect within the Hockey community, Soccer will be adopting this training mechanism as a tool to make the soccer pitch a fun and friendly environment, free of abusive behavior.

This will only lend itself to making our game what it is intended to be..."The World's Beautiful Game."

Email:

[programs@emsanorth.ca](mailto:programs@emsanorth.ca)

to obtain your course Key, this course is Valid for 5 years after successful completion



# Coach Training Cheat Sheet for Head & Assistant Coaches

	U5	U7	U9	U11	U13	U15	U17	U19
Active Start	x	x						
FUNDamentals			x					
Learn to Train				x				
Soccer for Life					x	x	x	x
Respect in Sport	x	x	x	x	x	x	x	x
Making Ethical Decisions					x	x	x	x
Making Headway	x	x	x	x	x	x	x	x
Emergency Action Plan	x	x	x	x	x	x	x	x
Rule of Two	x	x	x	x	x	x	x	x

Managers only need Respect in Sport

# Coaches Kit & Forms

The U9+ league is managed and scheduled by EMSA Main therefore it is **Mandatory** to read the Rules the forms and memos found on the EMSA Main website.

Key Forms:

1. [Rules & Regulation Form](#) – Due October 12, 2023
2. U11 [Post Season Commitment Form](#) – Due January 6, 2024
3. U13 - U19 [Post Season Commitment Form](#) – Due January 6, 2024
4. [Game Sheets](#) & [Online Scoring](#)

**City Wide League U9 – U19**

<https://emsamain.com/seasoninfo/indoor-season-information/citywide-u09-u19-team-official-indoor-season-info/>

# Rules of Game

U9 – U19 Read the rules and regulations found at  
<https://emsamain.com/wp-content/uploads/2023/03/EMSA-Rules-and-Regulations-v2023-2024.pdf>

The ASA Rules of Indoor Soccer  
<https://albertasoccer.com/referee/resources/>

U9 & U11 read the Modifications to the Rules  
<https://emsamain.com/wp-content/uploads/2023/09/U8-U9-U10-and-U11-Boarded-EMSA-Rule-Modifications-Indoor-2023-2024-UPDATED-2.pdf>

Complete the Rules & Regulation Form found in the Coaches Kit and submit it prior to October 12, 2023



# Trialists & Team Officials on the Bench

## What is a Trialist?

- Player from a lower tier or lower age group playing for your team, often used if your team is short.
- Permitted within the rules but rules must be followed
- Review Trialist Rule on EMSA Rules particularly requirements to note on game sheet and maximum number of games player can play.
- Trialist Form must be submitted with game sheet to Referee: The form can be found here: <https://emsamain.com/wp-content/uploads/2023/07/Trialist-Form-1.pdf>
- Tournaments: Check rules, some tournaments allow same tier trialists.
- Club players as Trialists are not allowed

## Team Officials on the Bench

- The EMSA regular season league play permits a maximum of four (4) team officials on the bench, one of which must be of the same gender as the team's players.
- All Team officials must produce an official I.D. card/e-card to be permitted on the bench.
- If a team official participates without their ID card (or electronic copy) the team will default the game and the team official is suspended.
- If Team Officials cannot show their EMSA e-card, they are NOT permitted to be marked down on the game sheet as a bench attendant. If this is done, it is considered participating without their I.D. card and the game will be forfeited and the coach suspended.


# What is a Bench Attendant ?

If you have a registered team official on the bench and listed on the game sheet that is the same gender as the team, then it is not mandatory that you have a bench attendant. You can still have a bench attendant if you wish to help, but they can be any gender.


- If you do not have a registered team official on the bench that is the same gender as the team, then it is mandatory that you have a bench attendant that is the same gender as the team.
- Bench attendants must be **at least 18 years of age**.
- One bench attendant per game is permitted.
- At no time can a registered team official on your team (coach, assistant coach or manager) be written down on the bench attendant line of your game sheet. **If a person is a registered team official that appears on your EMSA Portal Roster, then they must be marked down on one of the team official lines.**
- **If a team official cannot produce their EMSA e-card/District ID card they cannot be marked down as a bench attendant instead.**
- The bench attendant is included in the 4 maximum non-playing personnel on the bench. This means if you are using a bench attendant, then you can only have three (3) other team officials on the bench as the bench attendant would be the 4th.
- Bench attendants do not need an EMSA or District I.D. card, but they have to show a form of government issued photo I.D. to the referee to prove their identity for those divisions that require I.D. cards.
- If the bench attendant is removed from the game by the referee due to misconduct, the head coach or the bench attendant will serve any suspension issued.
- It is recommended that the bench attendant attend to any injured player on the field, however any team official (regardless of gender) is permitted to assist the injured player once given permission to enter the field from the referee.

# Why we suggest you use Bench Attendants

We believe there are many involved parents in our program who want to get involved but may be intimidated by becoming a team official.



Tasking interested parents as a Bench attendants from time to time allows you, as a coach the opportunity to build relationships with the parents on the team. You can share your love and passion for the sport, while also building a team of dedicated people to help you in your very important role.



We strongly believe becoming a bench attendant is a gateway to becoming a team official. Youth Community soccer is always in need of team officials, your assistance in introducing parents to the coaching bench could have a positive effect in the future as we look for coaching staff to be able to serve as many athletes as possible in our community.

## Schedules & Standings U9 – U19

- Schedules created by EMSA Main.
- Schedules available at [EMSA Main Schedules Tab](#) or EMSA Portal Coach Login.
- U9 – U19 is a three-round tiering where enough teams exist, and teams will be re-tiered after each round to balance out strength/skills. (ability to tier for this season will be based on government guidelines)
- U9 scores WILL NOT be posted, this age remains developmental. However, coaches are required to enter the scores into the soccer portal so teams can be seeded based on their scores.

# Post Season Competition



City Finals (U11 T4-6 & U13 + T5/6):  
February 24, 25 2024

Provincials (U13+ T3/4): March 2024



Teams must declare to EMSA Main if they  
wish to participate in post season, if they  
qualify



Complete the Post Season Commitment  
Form found in the online Coaches Kit on the  
EMSA Main website

# Coaching Requirement for Provincials

7.6. One staff member from each team involved in the Provincial Championships must fulfill the coaching requirements for the appropriate level as per the chart below. This qualified staff member must be present at each game of the Provincial Championships:

Competition	Coaching Requirement	Strongly Recommended
U15, U17 Tier 1	C License Trained <u>OR</u> Higher	<a href="#">Making Ethical Decisions</a>
U13 Tier 1	Soccer For Life + MED <u>OR</u> Higher	<a href="#">Making Ethical Decisions</a>
U15+, Tiers 2-4	Soccer For Life Trained	<a href="#">Making Ethical Decisions</a>
U13, Tiers 2-4	Learn to Train <u>OR</u> Soccer For Life	<a href="#">Making Ethical Decisions</a>

# Equipment

## **Players to Bring**

**send an email to parents prior to the season beginning to inform everyone of the equipment requirements**

- Jersey (supplied by Community)
- Shorts
- Shin Pads
- Socks that cover shin pads
- Indoor Soccer Shoes
- Water Bottle

## **Coach to Bring**

**Provided by the community unless stated otherwise**

- 2 Suitable game balls
- Game Sheet (Both HOME and AWAY must bring a completed game sheet)
- Electronic copy of all EMSA ID Cards for the Team (U9&U11 Team Officials only , U13+ All Players and Team officials)
- Home team enters in score on the emsa soccer portal by next business day
- Pinnies – (home team)
- First Aid Kit





# Game Sheets

Game sheets and referees are Mandatory for the U9-U19 program. Game sheets can be downloaded on the EMSA Soccer Portal

Some Special Considerations with this new online game sheet.

- The coach must enter in the Jersey numbers of their players prior to the first game so that this is available on the game sheet.
- Both Teams must submit Game Sheets at the Start of the Game, make sure you have your printed and completed game sheet ready at each game.
- Both teams should arrive on the field prior to the game start time so that any changes or review of the game sheet can be completed
- Any registered team official who is on the registered team's ASA roster will have access to print and download their home game, game sheets
- TIP: Please make sure all of your coaches/managers have blank copies of game sheets with them in their car or coach bag, this will ensure if the official with the printed sheet is running late or is sick, there is an option to fill in the team information by hand on the printed blank game sheet.
- Failure to produce a game sheet within 10 minutes of the kick off time results in the home teams automatic default of the game.
- Incorrectly filled out game sheets can be subject to administration fees

# HOW TO Electronic Game Sheets

Information below is also found in your coach information on EMSA Main website:

- Electronic Game Sheet Procedure [CLICK HERE](#)
- How to Enter Jersey Numbers for your Game Sheets [CLICK HERE](#)
- Download & Print Game Sheets [CLICK HERE](#)
- Download EMSA Digital ID Cards [CLICK HERE](#)
- How to Score Games in the EMSA Soccer Portal [CLICK HERE](#)
- Blank Game Sheets (Keep a bunch on hand in case you forget to bring yours) [CLICK HERE](#)

## **Submitting the Game Sheet to EMSA Main:**

The referees will take your game sheet and the end of the game and submit to EMSA directly during the indoor season

## One Time Jersey Number Entry:

Prior to the season commencing, a team official who is on the roster must log into the EMSA Portal and enter all of their player's jersey numbers into the system. This only has to be done once at the start of the season, not for every game. You can go back in and edit as necessary if player's jersey numbers change or if you add a new player.

- **Step 1:** Log Into the EMSA Portal and click on the "Edit Player Jerseys" button in the Team Official Control Panel:

Team Official Control Panel

TRSA (Home):  
Coach

Manage/Score Games  
View Team Roster  
Download Team Roster  
View Division Standings  
**Edit Player Jerseys**

Police Information Check

Status: Verified  
Expiry: 2022-01-01

Program Information

Program: U17 Boys  
Community/Zone: EMSA South West  
Age Category: U17  
Season: 2019 - 2020 Indoor

Division Information

Division: Community City Wide U17 Boys  
Round: Round 3  
Tier: Tier 4X

- **Step 2:** Fill in the "Jersey" field with a 1 or 2 digit number. Leading zeroes are preserved (e.g., 09 isn't converted to 9). Leaving the field blank will remove the jersey number from the player. Repeat for the other players. Note that it's possible to leave 1 or more players without jersey numbers; the U4s don't need jersey numbers.

Home / Manage Teams / Edit Player Jerseys

Edit Player Jerseys - U4 Team Green (U4 Mixed)

Search:

PL ID	JERSEY	LAST NAME	FIRST NAME	DOB	ID CARD #	
154725	12	Ferguson	Kasei	2016-11-16		<a href="#">View Registration</a>
153498		Murphy	Eliot	2016-09-20		<a href="#">View Registration</a>
149304		Morris	Samantha	2016-09-08		<a href="#">View Registration</a>
149195		Devigny	Gauge	2016-07-16		<a href="#">View Registration</a>
149198		Devigny	Rayland	2016-07-19		<a href="#">View Registration</a>
152773		Shawlik	Cooper	2016-10-13		<a href="#">View Registration</a>

Once this has been completed, your player's jersey numbers will now auto-populate on your electronic game sheets.

## Player Cards/Game Sheets

When you log into your account in the EMSA Soccer Portal, please switch your profile to Team Official. Then you will see the following dashboard:

The screenshot shows the 'Team Official Control Panel' for SL TRSA (Hilbrecht): Coach. The dashboard is divided into three main sections: a left sidebar with action buttons, a top right section for 'Police Information Check', and a bottom right section for 'Program Information' and 'Division Information'. Red arrows point to the 'Manage/Score Games' button in the sidebar and the 'Edit Player Jerseys and IDs' button. Red underlines highlight the 'Verified' date and the 'Division' information.

**Team Official Control Panel**

SL TRSA (Hilbrecht): Coach

**Manage/Score Games**

**View Team Roster**

**Download Team Roster**

**Download Team ID Cards (Mobile)**

**Download Team ID Cards (Printable)**

**View Division Standings**

**Edit Player Jerseys and IDs**

**Review Unsigned Waivers**

**Police Information Check**

Status: Verified  
Expiry: 2022-09-15

**Program Information**

Program: U13 Girls  
Community/Zone: Terwilliger (EMSA South West)  
Age Category: U13  
Season: 2021 Outdoor

**Division Information**


Division: Community City Wide U13 Girls  
Round: Round 1  
Tier: Tier 6Y

You will have to enter the player's jersey numbers, if you know them. If you don't, you can mark it on the game sheets.

To print the game sheet, please select **Manage/Score Games**. Then when you are home team, you can select the Download button on the game sheet column. Print the game sheet and bring it to the game:

# Electronic Game Sheet Download

---



- Both the Home & Away team are responsible for downloading and printing a copy of the Master Game Sheet. Both team's information will be on the ONE master game sheet.
- Both teams must sign the game sheets
- Don't forget to Have the Team officials sign, Mark the Ref Liaison down and cross off any missing players
- Proof of EMSA ID cards are required along with the Game sheet at the beginning of the game.
- The Home Team must score the game in the portal by 10:00am the next day.
- PRO TIP: Have one team official dedicated to entering the score in the EMSA soccer portal immediately following the completion of the game. This can be done easily on a cell phone

**EMSA Main Issues fines to teams if games are not scored by the deadline**

# Referee Information

## Coach Expectations:

- You will have 1 center & 1 box ref assigned to your league games.
- Coaches and/or parents are NOT allowed on the field unless there is an injury; the referee has stopped the game and has waved you on.
- The referee is in charge of the game and the ref's call is final. Please remember that at you may have young referees and they will be learning as well, so treat the referee with respect. Referees won't always make the right call, but it is only a game and there will be many games to follow

## Referee Expectations:

- All referees treat players, coaches, parents and each other with respect.
- Referees will wear the appropriate uniform to all games.
- It is expected that all referees will inform the Assignor if there is a no-show of a team.
- It is expected that referees will honor their assignments and will not turn back or switch games because of pay or other reasons.

# Referee No Show

Please follow this process if your CENTER referee is a no-show: **(you can still play a game if the linesman is absent)**

- Have your Referee Liaison contact the referee assignor
- Or speak to the Front desk at the soccer facilities

## REFEREE ASSIGNOR CONTACT INFORMATION

**Referee Assignor:** Ed Charpentier

**E-mail:**

[technicaldir@emsamain.com](mailto:technicaldir@emsamain.com)



## Referee Review

Respect the Referees!

The Referee is the Match Official.

The game can not be disputed.

# Referee Liaison Program

The referee Liaison program was introduced in order to discourage and limit referee abuse. When these young referees are not being treated with respect or given the opportunity to learn or gain experience, we drive them away from the program.

No referees = no soccer games.

This is why the referee Liaison role is such an important part of our program. Each team at every game must have 1 assigned referee Liaison. This is 1 person who is chosen to be the advocate for the referee on the field. This person cannot be a coach or an assistant coach.

The person that does take on this role however **MUST** BE strong willed, able to speak up to the team's parents and/or coaches when they witness behavior that is negative or unsportsmanlike towards the referees.

The referee liaison is such an important role, much like the minimum number of players needed to play a game, there must be one appointed liaison at each game to avoid a default win for the other team. If the team is missing its liaison, they have a grace period of 10 minutes to appoint. The name of the Liaison **MUST** be marked on the game sheet and be wearing the Referee Liaison Lanyard visible to the referee.



# Referee Liaison Duties



## AS THE COACH YOU MUST DISTRIBUTE THESE DUTIES TO YOUR REFEREE LIAISON PRIOR TO THE GAME

- Please introduce yourself to the referee prior to the start of the game and tell them that you are here to help them if they require.
- Please wear the identifying lanyard (over any outerwear) so you can easily be identified.
- Monitor the behavior of your teams' parents & coaches. Be visible the whole game including half time and be ready to assist the
- referee if needed.
- Quickly diffuse potential problems before they arise by either being visible or calmly speaking with the individual(s) involved.
- Deal with, and act on, inappropriate comments, gestures and/or general unsporting behavior directed at referees, players or any other individual by your teams' spectators or coaches but please avoid getting into a confrontation.
- Submit a brief report in writing to the EMSA office of any incident that you feel the EMSA should be aware of involving inappropriate behavior by ANY individual. Based on any official report, the EMSA will conduct an investigation into the incident and act accordingly. The chain of communication must be followed for any reports.

**REMEMBER AS THE REFEREE LIAISON YOU ARE THE CHOSEN ADVOCATE FOR THAT REFEREE AND YOUR JOB IS TO ENSURE THEY ARE TREATED FAIRLY BY YOUR TEAM. YOUR JOB IS NOT TO QUESTION OR COMMENT ON REFEREE CALLS.**

# REMINDERS FROM YOUR CHILD



- I'm Just a **KID**
- It's Just a **GAME**
- My Coach is a **VOLUNTEER**
- The Referees are **HUMAN**
- I'm Here to Have **FUN**

# EMSA ID Cards

- All Players U13+ will need an EMSA ID Card
- All Team Officials (U5+) will need an EMSA ID Card
- Referee will check before every game.
- Player cards expire – please make sure you check your team's expiration
- EMSA ID Cards are no longer being printed instead you should download the card photos and list from the EMSA Soccer portal (under your coach access) and bring this to the game.
- The only requirement for physical cards will be if a team advances to provincials at which please review who requires the physical card and order it for printing.

<https://fs4.formsite.com/socceroffice/oxdduwytzs/index>

# EMSA Card Procedure

EMSA ID Cards will be generated online (no more physical cards)

The updated card will be uploaded into the EMSA Soccer Portal instead.

To order a replacement or new card please make sure you have access to take a photo of the person requiring the card as well as proof of age (ab health card, Drivers License ect)

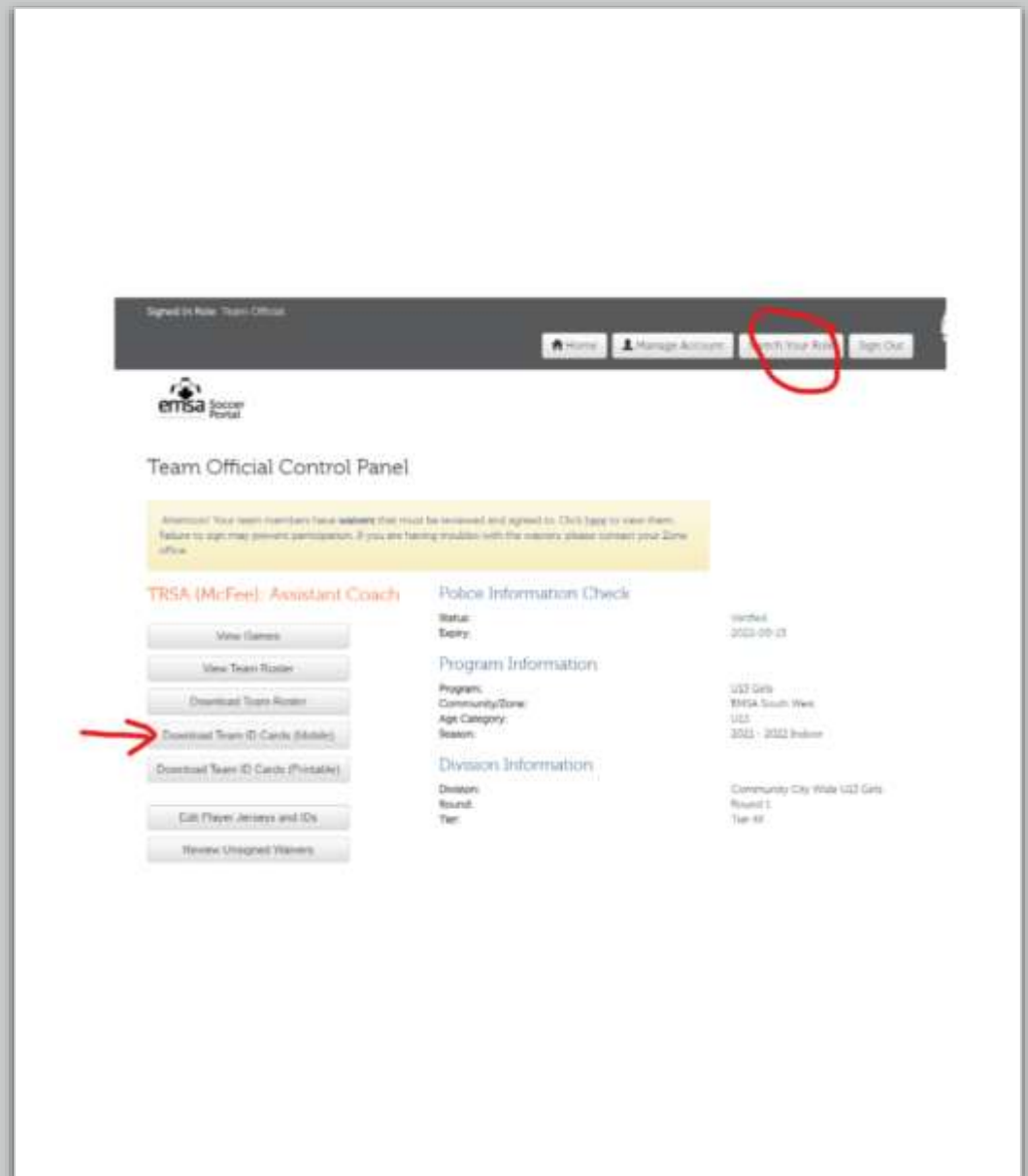
Visit the online request form in the link below to request your EMSA ID Card (must be done prior to the season starting or the player/coach cannot participate)

<https://fs4.formsite.com/socceroffice/oxdduwytzs/index.html>

# How to Download your Teams ID Cards

When you log into your account in the EMSA Soccer Portal, switch your role to Team Official.

- From there you will see the following dashboard:
- Click on Download Team ID Cards.
- Save your EMSA Team Official E Card.
- Present this Card to the facility staff upon entry.



# Injury Report Form

- If a player is injured on the field, we ask all coaches complete the North Zone Injury Report Form.
  - This form will direct the team officials as to what steps to take for the type of injury
  - It will advise the office of any incidents
  - Provide a report for the parent to use for any Dr. visits/medical treatments and appointments.
- Injury Report Form can be Found Here, please bookmark on your cell phone:
  - <https://fs4.formsite.com/socceroffice/uoixxcidj5/index.html>
  - Head injuries should be taken seriously even if they may seem minor, in some cases the Zone office may ask for Dr. Clearance before an athlete may return to play.



# Edmonton Soccer Facility Entry & Costs

- Coaches will show their digital EMSA ID card to gain free entry into the EMSA Soccer Facilities.
- If you are the head coach or first to arrive you may show your emsa ID card to gain entry and then request the Change room key for your scheduled field slot for your team.
- Edmonton Soccer Facilities do charge a fee to Spectators over the age of 18. This fee can be paid per visit or spectators may choose a season pass (most cost savings). **Make sure your families are aware!**
  - ✓ Admission this year is \$7.00 for single/daily entry
  - ✓ \$50 for a Multi Facilities Season Pass (includes entry into the three indoor facilities plus the Scottish Done & Viktoria Soccer Club)
  - ✓ Season passes can be purchased on site at the 1<sup>st</sup> game (**please remember to arrive early**)
- Players & siblings under 17 are exempt from entry fees

# Gym User Rules & Regulations

- Facility doors will be opened (10) minutes before and re-locked (10) minutes after the commencement time on the license agreement.
- All groups shall vacate the booked space no later than the end of their license agreement and vacate the facility no later than (10) minutes after the end time on the license agreement.
- No Loitering in hallways by Players, Coaches or Families. **NO PROPPING DOORS OPEN**
- ONLY WATER is permitted during activities.
- Schools and school property are no smoking & no vaping areas.
- Street shoes are not permitted in gymnasiums. All footwear should be clean, non-marking and soft soled.
- Indoor soccer balls are only permitted in gymnasiums. NO OUTDOOR BALLS!!!
- Limit activities to the area assigned (actual gym) and restrict participants to these areas.
- Supervise entrances and adjacent areas to prevent unauthorized persons from entering the building.
- It is recommended to discourage spectators due to space constraints and the lack of insurance on guardians and loved ones in the event of injury in the space.
- NO SHOWS are strictly prohibited and will result in the termination of your gym time.
- CANCELLATION REQUESTS must be sent to the Zone office [scheduling@emsanorth.ca](mailto:scheduling@emsanorth.ca) no later than 18 days prior to the scheduled booking. If you are unable to provide such notice you are required to find an alternate team to use your scheduled time, you must inform the office of any exchanges of gym time from one team to another: [scheduling@emsanorth.ca](mailto:scheduling@emsanorth.ca)
- Please contact Ryleigh Bridges at [scheduling@emsanorth.ca](mailto:scheduling@emsanorth.ca) should you experience any challenges or problems during your rental. All after-hours emails will be returned the next business day.

# Other Information

- If the jerseys of both team matches or are similar the home team wears the pinnies.
  - Pre-season parent/player meeting is crucial, even prior to your first game to set up expectations and your vision throughout the season
- 

## TEAMSNAPE

- Team Snap is a communication / registration / scheduling tool that the North Zone is using for the Indoor season.
- **Follow this link to access the Team Snap information and videos on how this tool will help you manage your team more effectively this season**  
**<https://emsanorth.com/wp-content/uploads/2023/09/TeamSnap-App-Information.pdf>**

# Team Manager

**Find one!**

**Bribe one!**

**A good Manager makes your role as a Coach so much easier!**

The Team Manager plays a vital role in keeping the team organized and running smoothy.

They will support the coaches by performing the following expected duties and responsibilities:

- Upload the team schedule (games/practice days/events) on TeamSnap.
- Pre-fill games sheets (if applicable) and give to referee at the start of the game (We recommend doing this the night before)
- Collect game sheets (home team only) and input into the EMSA Soccer Portal. This is time sensitive so it must be done before 9am the next day after your game
- Be the “pulse” of the team. Listen to parents concerns and convey them to the appropriate person (Coach or Soccer Director)



# Code's Of Conduct

## Players Code

- Play the game for the game's sake.
- Be generous when you win.
- Be gracious when you lose.
- Be fair always, no matter what the cost.
- Obey the Laws of the Game.
- Work for the good of the team.
- Accept the decisions of the Officials with good grace.
- Believe in the honesty of your opponents.
- Conduct yourself with honor and dignity.
- Honestly and wholeheartedly applaud the efforts of your teammates and opponents.

## Coaches' Code

- Soccer is a game for happiness.
- The laws of soccer should be regarded as mutual agreements.
- Visiting teams and spectators are honored guests.
- No advantages except those of superior skill should be sought.
- Official and opponents should be treated and regarded as honest in intention.
- Official decisions should be accepted without looking angry no matter how unfair they may seem.
- Winning is desirable, but winning at any cost defeats the purpose of the game.
- Losing can be a triumph when the team has given its best.
- The ideal is the greatest good to the greatest number.
- In soccer, as in life, do unto others as you would have them do unto you.

## Parent's Code

- Children have more need for example than criticisms.
- Make athletic participation for your child and other a positive experience.
- Attempt to relieve pressure of competition, not increase it. A child is easily affected by outside influences.
- Be kind to your child's coach and officials. The coach is a volunteer giving personal time and money to provide a recreational activity for your child. The coach is providing a valuable community service, often without regard other than the personal satisfaction of having served their community.

# Resources

## **Governing Bodies**

[www.emsanorth.com](http://www.emsanorth.com)  
[www.emsamain.com](http://www.emsamain.com)  
[www.albertasoccer.com](http://www.albertasoccer.com)

## **MUST REVIEW & UNDERSTAND/ACTION THE INFORMATION BELOW**

### **EMSA MAIN COACH KIT:**

#### **Tier 4-6 U9-U19:**

<https://emsamain.com/seasoninfo/indoor-season-information/citywide-u09-u19-team-official-indoor-season-info/>

### **EMSA North Coach Information**

<https://emsanorth.com/coachref/coachs-corner/>

### **Coach Checklist (training & clearance requirements)**

<https://fs4.formsite.com/socceroffice/riyjpgnqsw/index.html>

### **Game Rules**

<https://emsamain.com/about/rules-discipline/ems-a-rules-discipline/>

### **Gym Rules**

<https://emsanorth.com/wp-content/uploads/2022/09/GYMNASIUM-USER-GUIDELINES.1.pdf>

### **Ordering an EMSA ID Card**

<https://fs4.formsite.com/socceroffice/oxdduwytzs/index.html>

### **TeamSnap Information**

<https://emsanorth.com/wp-content/uploads/2023/09/TeamSnap-App-Information.pdf>

**A Successful Coach is  
one who is still  
coaching.**

- Ben Schwartzwalder

Thank you for  
volunteering!!

